



open your mind.



smart fortwo coupé

>> At a glance.

Exterior

- Bodypanels in crystal white, grey metallic, matt anthracite, rally red, silver metallic
- Fuel filler cap finished in the bodypanel colour
- H7 projection headlights
- White side indicators
- Service flap
- Third brake light
- LED daytime driving light

Interior

- Passenger seat backrest can be folded rightdown for through-loading
- Net pockets in doors and sides of seat backrests
- Stowage compartments on passenger side and next to steering wheel
- Coin holder
- Interior lighting
- Stowage compartment in tailgate
- Cup holder

Comfort

- Automated manual 5-speed transmission with kickdown function
- Central locking with radio remote control and immobiliser; incl. locking of filler cap
- Instrument cluster with multifunctional display (digital gear display with gear recommendation, fuel gauge with reserve indicator, service interval indicator, trip recorder, clock)
- Exterior temperature indicator with frost warning
- Indicators with lanechanger function
- Comfort windscreen wipers with speed-sensitive interval wiping and automatic wipe/wash function
- Rear window wiper with interval wiping, automatic wipe/wash function, automatically switched on when reversing
- Headlamp range adjustment (manual)
- Heated rear window
- One-hand operation of tailgate, with electric rear window release
- Rear window release via 3-button key
- 12 volt socket with cover

Safety

- tridion safety cell
- esp® – electronic stability programme
- Anti-lock braking system (abs) with electronic brake force distribution
- Full-size driver and passenger airbag
- Safety seats with integral seat belts
- Seat belts with belt tensioners and belt force limiters
- Hydraulic brake assist
- Crash elements at front and rear
- Crash sensor (auto switch-on of hazard warning lights)
- drive lock – automatic door locking when driving
- Automatic hill start assist (on uphill slopes)



* Image may differ from the look of products in Indonesia

passion

The smart logo now takes pride of place in the redesigned radiator grille

LED daytime driving lights

Electronic adjustable and heated door mirrors

tridion safety cell: in silver, door mirror caps and radiator grille are finished in the same colour.

9-spoke alloy wheels 38.1 cm (15"): with 155/60 R 15 tyres at the front and 175/55 R 15 tyres at the rear.

Extra-wide air inlets with special honeycomb structure

Bodypanel plus package: all aprons and side skirts are finished in the bodypanel colour.

>1 Colour upholstery:

Design beige, design red or design black.

>2 Panoramic roof with integrated sunblind.

>3 3-spoke leather sport steering wheel and leather gear knob.




>4 Additional dashboard instrument (cockpit clock and rev counter).

>5 LED daytime driving lights:

a sporty detail for added safety.

>6 tridion safety cell in silver.

>7 Bodypanels available in matt anthracite.



* Image may differ from the look of products in Indonesia

>> Technical data.

> Petrol engine
52 kW (71 hp) mhd

¹ In accordance with directive 80/1269 /EEC in the currently applicable version.
² Electronically limited. ³ The figures stated were determined in accordance with the stipulated measuring method (directive 80/1268/EEC in its currently valid version). The figures do not refer to an individual vehicle and do not constitute part of an offer, but serve solely as a comparison between different vehicle types. The figures stated depend on the tyre dimensions. ⁴ With basic tyres 155/60 R 15 (front) and 75/55 R 15 (rear).
⁵ Up to roof; according to standard DIN 70020-1.

Engine/type	3-cylinder in-line engine
Engine capacity in cc	999
Max power in kW (hp) at rpm ¹	52 (71)/5,800
Max. torque in Nm at rpm ¹	92/2,800
Bore x stroke in mm	72 x 81.8
Compression ratio	11.4 : 1
Fuel delivery	Multipoint fuel injection with electronic accelerator
Maximum speed in km/h	145 ²
Acceleration 0-100 km/h in s	13.7
Engine position/drive	Rear
Transmission	Automated manual 5-speed transmission
Combined fuel consumption ³	4.3 liter/100 km
Fuel type	Petrol (95 octane)
Exhaust gas purification/ exhaust gas standard	3-way catalytic converter/EU5
CO₂ emissions (combined) in g/km³	98
Brakes/dynamic handling control system	esp [®] with hill start assist; abs with electronic brake force distribution; acceleration skid control; electronic brake assist; disc brakes at front, drum brakes at rear
Vehicle length/width/height in mm	2,695/1,559/1,565
Track width (front/rear) in mm ⁴	1,283/1,385
Wheelbase in mm	1,867
Turning circle in m	8.75
Kerb weight (without driver)/safe load in kg	750/270
Luggage compartment capacity in l	220 - 340 ⁵
Permissible total weight kg	1,020
Tank capacity/of which reserve in l	33/5

Exterior Color

Tridion safety cell



tridion safety cell in silver

Body panel




crystal white

rally red

silver metallic

grey metallic

matt anthracite



E-int

ISP Integrated Service Package

To make your driving more enjoyable, your smart comes with an ISP as a standard. The ISP means free service maintenance and repairs for the first 3 years without mileage limitations, from the first registration date (Date of New Vehicle Delivery Certificate) of your smart.

smart – a Daimler brand

Authorized Sales & Service

The manufacturer reserves the right to change product configuration without prior notice. Please note that changes to the products may have been made since this brochure went to press (09.14). Picture in this brochure may differ from the look of products in Indonesia. For further detail please consult your authorized smart sales.

www.smart-indonesia.co.id